



MP1 HINTERLAND RETREAT FIXTURES SCHEDULE

Student Name: Sarah McGowan

Student Number: 471514147








FITTINGS FINISHES SCHEDULES



Client: SJM Designs	Address:	Date: 26/08/2020	
Project No: 1			



FF & E Schedule Index




Section	Description
Section 1	Roofing Products RP
Section 2	External Claddings EC
Section 3	Floor Finishes FF
Section 4	Paint Finishes PF
Section 5	Glazing GL
Section 6	Internal Door ID
Section 7	Kitchen Joinery KJ
Section 8	Kitchen Appliances KA
Section 9	Bathroom Joinery BJ
Section 10	Bathroom Accessories BA
Section 11	Lighting Fixtures LF
Section 12	Plumbing Fixtures PF




Section 13	Sanitary Fixtures SF
------------	-----------------------------




Description	Code/Image	Supplier	Finish	Sustainability	QTY	Total Cost
	Section 1 - Roofing Products RP					
RP01 Roof Cladding:	 	Lysaght	Long spanning cladding permitting wide support spacing Can be used with TRIM-KLIP™ end and expansion joint system Nominal cover width: 762mm Minimum roof slope: 2°	Thermatech® technology is designed to reflect more of the sun's heat on hot days. The colour of Surfmist chosen has a solar absorption rate of 0.32 which is very low and perfect for the weather conditions Queensland.		
RP02 Half-round Gutter:		BUNNINGS	COLORBOND® Steel 0.42 x 115mm Quad Gutter - Dune	The gutter colour chosen is Dune and has a solar absorption rate of 0.47.		\$188.96 (Based on \$13.05 per m2)
RP03 Novaline Fascia:		ROOFIT ONLINE	Colour Name: COLORBOND® Dune®	The gutter colour chosen is Dune and has a solar absorption rate of 0.47.		\$ 110 (Based on \$9.25 per m2 + GST)
RP04 Downpipes:		BUNNINGS	COLORBOND® 0.4 x 100 x 50mm x 2.4m Steel Downpipe - Dune	The gutter colour chosen is Dune and has a solar absorption rate of 0.47.		\$37.21
	Section 2 - External Claddings EC					



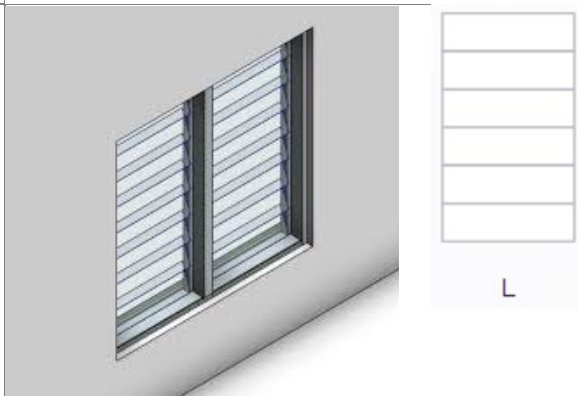

<p>EC01 External Cladding:</p>		<p>PGH Bricks</p>	<p>The Morada Range, imported from Europe, boasts the highest end of luxury with the smoothest finishes in solid, colour-through brick products. Available in Standard size, Splits and in a slender Linear, this collection epitomises a stunning architectural selection for achieving European style and elegance.</p>	<p>100% recyclable as well as durable</p>		
<p>EC02 External Cladding:</p>		<p>Urban line architectural</p>	<p>In addition to precision-machined tongue and groove profiles, the Newport Century Cladding system features proprietary corner stops and end trims – all manufactured from naturally-durable Australian hardwoods. The rough sawn face is perfect for applying timber stains, giving the project a natural look and textured feel.</p>	<p>Quality Our profiles are precision machined. All timber is visually graded to our Natural Select grade which comprises a minimum 2/3 Select and maximum 1/3 standard according to AS 2796.2. We ensure the stability of our timber by kiln drying to 10-14% moisture content.</p> <p>Durability Durability All of our hardwoods fall into the durability class 1 above ground category according to AS 5604. Above-ground life expectancy greater than 40 years. H3 treatment is recommended for all sapwood (refer AS 1604.1). We recommend Cutek Wood Preservative treatment.</p> <p>Fire resistance Fire resistance Spotted Gum and Ironbark can be used in bushfire prone areas (refer AS 3959:2016 Table F1). If the application is considered to be extreme, contact Urbanline for further advice.</p>		

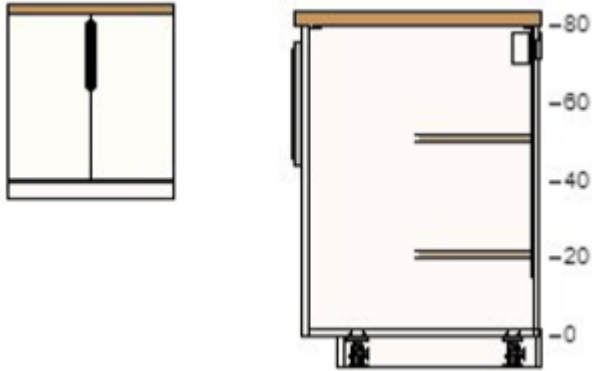
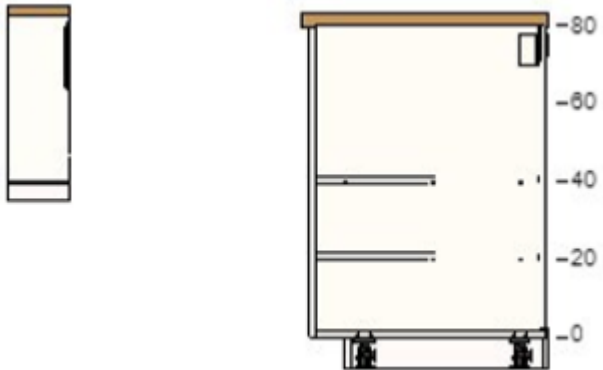
Section 3 - Floor Finishes FF								
FF01 Floor Finish:			OZ GRIND	Honed concrete Minimum exposure Matte finish	Concrete floors are a thermal mass element that can store the heat from the sun during the day. The heat is circulated through the day by opening doors and windows between the sunspace and then closed at night. This creating a passive heating system.		\$4426.40 + GST	
FF02 Floor Finish – Bathroom:			TILE CLOUD	redfern terrazzo look grey	Terrazzo is crated from marble scraps, recycled glass chips and cement, which are melded to form a tile			
Section 4 - Paint Finishes PF								

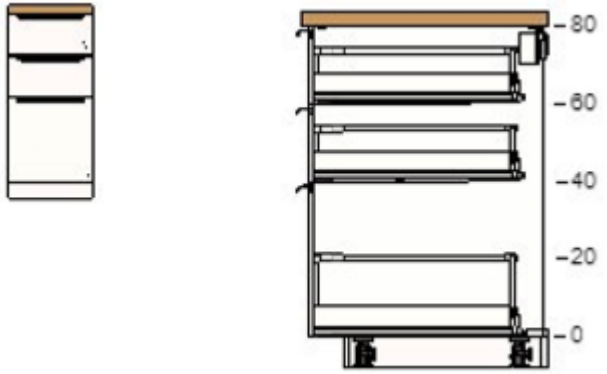
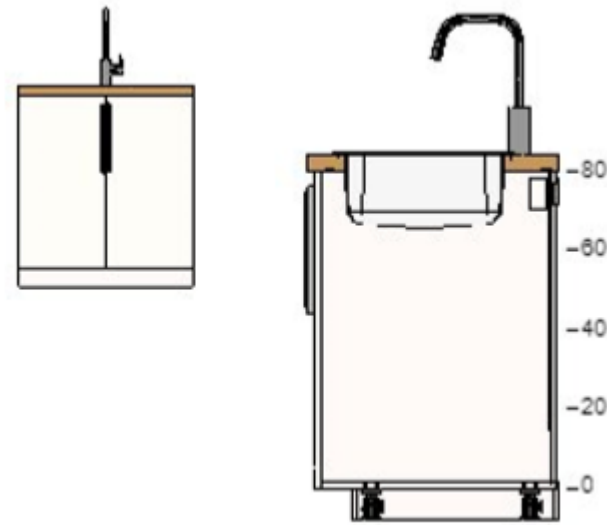
Paint Finish – Internal Walls:		BUNNINGS	Dulux 5L 1-Step Oil Based Primer Sealer Undercoat	Dulux has been at the forefront in introducing low VOC paints. Low VOC paints are lower in Volatile Organic Compounds thereby creating less emissions and less odour. (Refer to Dulux's environmental product declarations (EPD) reports for a more in-depth look into the products specific life cycle impact).	1X 4L 1X1L	\$121.60
Paint Finish – Internal Walls:		BUNNINGS	Dulux Wash&Wear 7L Antique White USA Low Sheen Paint	Dulux has been at the forefront in introducing low VOC paints. Low VOC paints are lower in Volatile Organic Compounds thereby creating less emissions and less odour. (Refer to Dulux's environmental product declarations (EPD) reports for a more in-depth look into the products specific life cycle impact).	CAN ONLY BUY IN 10L	\$176
Paint Finish – Internal Walls:		BUNNINGS	Dulux White Ceiling +PLUS Kitchen and Bathroom Paint - 11L	Dulux has been at the forefront in introducing low VOC paints. Low VOC paints are lower in Volatile Organic Compounds thereby creating less emissions and less odour. (Refer to Dulux's environmental product declarations (EPD) reports for a more in-depth look into the products specific life cycle impact).	CAN ONLY BUY IN 15L	\$226

Paint Finish – Internal Walls:			BUNNINGS	Dulux 2L Aquanamel High Gloss White Enamel Paint	Dulux has been at the forefront in introducing low VOC paints. Low VOC paints are lower in Volatile Organic Compounds thereby creating less emissions and less odour. (Refer to Dulux's environmental product declarations (EPD) reports for a more in-depth look into the products specific life cycle impact).		\$71.98
Paint Finish – External Walls:			BUNNINGS	Dulux 10L 1-Step Oil Based Primer Sealer Undercoat	Dulux has been at the forefront in introducing low VOC paints. Low VOC paints are lower in Volatile Organic Compounds thereby creating less emissions and less odour. (Refer to Dulux's environmental product declarations (EPD) reports for a more in-depth look into the products specific life cycle impact).		\$175
Paint Finish – External Walls:			BUNNINGS	Dulux 16L Weathershield Gloss flooded gum Exterior Paint	Dulux has been at the forefront in introducing low VOC paints. Low VOC paints are lower in Volatile Organic Compounds thereby creating less emissions and less odour. (Refer to Dulux's environmental product declarations (EPD) reports for a more in-depth look into the products specific life cycle impact).		\$276.40



Paint Finish – External Walls:				BUNNINGS	Dulux 2L Aquanamel High Gloss White Enamel Paint	Dulux has been at the forefront in introducing low VOC paints. Low VOC paints are lower in Volatile Organic Compounds thereby creating less emissions and less odour. (Refer to Dulux’s environmental product declarations (EPD) reports for a more in-depth look into the products specific life cycle impact).		\$71.98
Section 5 - Glazing GL (Glazing - 6mm ‘Sunergy Azuria’)								
WO1, WO2 SLIDING WINDOW				ONLINE WINDOWS AND DOORS		Double glazing can increase the insulative property of your windows by up to 73% - significantly reducing your energy costs.	2	\$450.10
WO3 SLIDING WINDOW				ONLINE WINDOWS AND DOORS		Double glazing can increase the insulative property of your windows by up to 73% - significantly reducing your energy costs.		\$304.81
WO4 FIXED				ONLINE WINDOWS AND DOORS		Double glazing can increase the insulative property of your windows by up to 73% - significantly reducing your energy costs.		\$222.64
WO6 & WO8 FIXED				ONLINE WINDOWS AND DOORS		Double glazing can increase the insulative property of your windows by up to 73% - significantly reducing your energy costs.		\$268.86

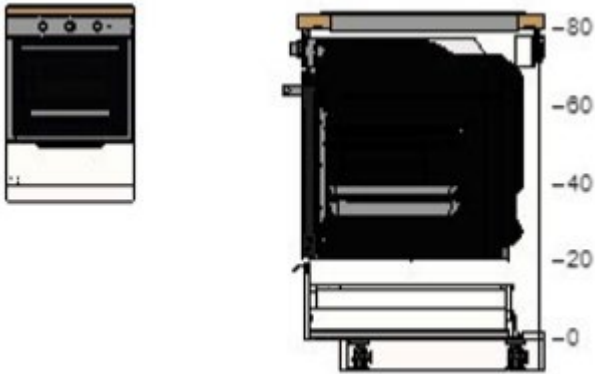

WO5 AWNING			ONLINE WINDOWS AND DOORS		Double glazing can increase the insulative property of your windows by up to 73% - significantly reducing your energy costs.		\$345.58
WO7 AWNING			ONLINE WINDOWS AND DOORS		Double glazing can increase the insulative property of your windows by up to 73% - significantly reducing your energy costs.		\$626.66
WO9 & WO10 LOUVRE			ONLINE WINDOWS AND DOORS		Double glazing can increase the insulative property of your windows by up to 73% - significantly reducing your energy costs.		\$1332.34
Section 6 - Internal Doors ID							
IDO1, 2 ,3 & 4 CAVITY UNIT			BUNNINGS	Hume doors 2040 x 720 x 90mm Evolution CJ Flush Pull Door Cavity Unit		4	\$600



IDO1, 2, 3 & 4		BUNNINGS	Hume doors accent internal door 2040 x 820 x 35mm		4	\$164
Section 7 - Kitchen Joinery KJ						
KJ 1		IKEA (80 x 60 x 80cm Base Cabinet with shelves)	Off white Base with Oak/Veneer worktop and Billsbro handle white	<p>IKEA uses wood from there Scandinavian design heritage as well as the fact that it is a durable, renewable and recyclable.</p> <p>It is FSC certified and recycled wood.</p> <p>Working with WWF for responsible forestry methods to be used in IKEA's product design.</p>		\$215
KJ 2		IKEA (30 x 60 x 80cm Base Cabinet with shelves)	Off white Base with Oak/Veneer worktop and Billsbro handle (white)	<p>IKEA uses wood from there Scandinavian design heritage as well as the fact that it is a durable, renewable and recyclable.</p> <p>It is FSC certified and recycled wood.</p> <p>Working with WWF for responsible forestry methods to be used in IKEA's product design.</p>		\$110

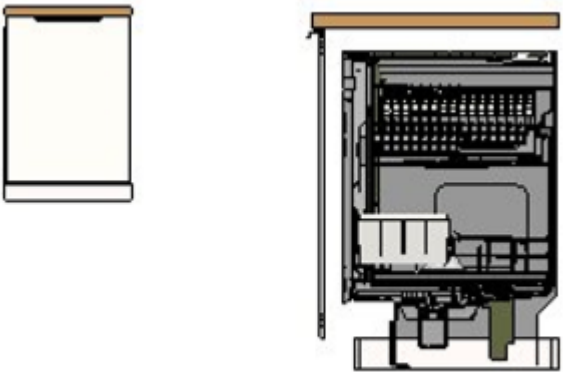

KJ 3		<p>IKEA (40 x 60 x 80cm base cabinet with drawers)</p> <p>Drawers (40 x 60cm)</p>	Off white Base with Oak/Veneer worktop and Billsbro handle (white)	<p>IKEA uses wood from there Scandinavian design heritage as well as the fact that it is a durable, renewable and recyclable.</p> <p>It is FSC certified and recycled wood.</p> <p>Working with WWF for responsible forestry methods to be used in IKEA's product design.</p>		\$300
KJ 4		<p>IKEA (80 x 60 x 80 cm Base Cabinet built in with sink)</p> <p>Sink (75 x 46cm)</p>	<p>Cabinet – Off white Base with Oak/Veneer worktop and Billsbro handle (white)</p> <p>Sink – Stainless steel</p>	<p>IKEA uses wood from there Scandinavian design heritage as well as the fact that it is a durable, renewable and recyclable.</p> <p>It is FSC certified and recycled wood.</p> <p>Working with WWF for responsible forestry methods to be used in IKEA's product design.</p>		\$350



KJ 4		HIGHGROOVE	Spin Pull Down Sink Mixer (Matte Black)	WELS 6 Star, 4.5 litres per minute		\$342.00
KJ 5		OZ GRIND	Solid concrete honed island bench			



KJ 6			ABEY	Schock Magma 1& 3/4 bowl	It offers exceptional strength and durability, are stain resistant and inert with antibacterial properties.		\$1,648 inc GST
KJ 7 (KITCHEN SPLASHBACK)			SANDSTONE TILES & PAVERS AUSTRALIA WIDE				Desert Sand Sandstone Tiles \$28.00 – \$60.00 m ²



KJ 8		<p>IKEA</p> <p>Base Cabinet with Built in Stove (60 x 60 x 80cm)</p>	Off white Base with Oak/Veneer worktop	<p>IKEA uses wood from there Scandinavian design heritage as well as the fact that it is a durable, renewable and recyclable.</p> <p>It is FSC certified and recycled wood.</p> <p>Working with WWF for responsible forestry methods to be used in IKEA's product design.</p>		\$220
Section 8 - Kitchen Appliances KA						
KA 1		ALIBABA	<p>SENG Island Mounted Round Range Hood</p> <p>IN CREAM</p>			\$600



KA 2		MIELE	<p>KM 2357 Gas cooktop with electronic functions for maximum safety and user convenience. Optimal – single-handed operation via rotary dials and QuickStart Professional design – 892mm wide stainless steel trough Particularly versatile – 5 burners incl. 1 dual wok Extremely safe – GasStop&Restart function Easy cleaning – dishwasher-safe ComfortClean pot rests</p>			<p>\$ 3,599.00** ** GST inclusive</p>
KA 3		MIELE	<p>H 2860 BP VITROLINE OBSIDIAN BLACK OVEN seamless design with FlexiClip telescopic runners and pyrolytic cleaning. 7-segment display with retractable controls – EasyControl Minimal cleaning effort – Pyrolytic cleaning Lots of room and flexibility – 76 l cooking capacity on 5 levels Easy handling – FlexiClip telescopic runners Protects against burns – touch-cool fronts</p>			<p>\$2,799.00</p>



KA 4		LAGAN integrated dishwasher (60 x 80cm)	White with Oak/Veneer benchtop	Energy star rating: 3.5. Water star rating: 4.5.		\$634
Section 9 - Bathroom Joinery BJ						
BJ 1		BOMBORA CUSTOME FURNITURE	<p>Lennox Timber Vanity wall hung hardwood vanity with bespoke concrete bench and wash plane</p> <p>Ramp sizing options - 595mm w x 450mm d 495mm w x 410mm d Option for 2 ramps per bench</p>	<p>wood sustainably harvested Australian Wormy Chestnut or recycled timber of choice</p> <p>basin hand poured concrete</p> <p>internals solid timber or white melamine - view options here</p>		
Section 10 - Bathroom Accessories BA						

BA1		WEST ELM	MODERN STREAM LINE MIRROR		\$799.00
BA2		BUNNINGS D'LUCCI 10 x 2000 x 875mm Glass Frameless Shower Panel	Clear		\$227

BA3			BUNNINGS Barelli Ambiente Single Toilet Roll Holder	Matt Black			\$18
			BUNNINGS Barelli 600mm Ambiente Double Towel Rail	Matt Black			\$35
	Section 11 – Lighting Fixtures - LF						

LF 1		HOUZZ	Mid Century 1-Light Wall Sconce, Satin Brass			\$132
LF2		BUNNINGS	White Arlec 5W White Finish GU10 LED Downlight	5W, 380lm, Non-Dimmable Warm White LED 76lm/W Efficiency 3000K Colour Temperature	9	\$134.91
Section 12 - Plumbing Fixtures PF						

PF1		ALL PROOF INDUSTRIES	VISION CHANNEL SHOWER DRAIN			\$80
PF2		ABI INTERIORS	MILANI ASSEMBLY TAPS & SPOUT SET – BRUSHED BRASS			\$336.80

PF3		JUST IN PLACE	<p>Brass Shower Combo Set Beautiful Brass Shower set consists of adjustable Shower Rail, round Shower Head, Hand Shower, Diverter and Hose.</p> <p>In same colour there are various Bathroom accessories available to bring the whole colour theme together.</p>	WELS rating 4 stars 6 l/m Registration nr S12858		\$629.90
PF4		NOOD & CO	<p>CUBE BASIN SURFACE MOUNT</p> <p>Offsetting symmetry with smooth, rounded corners, the Cube Basin is the perfect addition to any bathroom space. Pair these together in a master ensuite for double the fun.</p>	<p>Locally sourced, the land of fine sand.</p> <p>Sustainable practices are paramount at Nood Co. From prototyping through to delivery, each step in the manufacture process has been modified with a sustainable view.</p> <p>85% of Nood Co's concrete composition and packaging material is sourced from within Australia, including the finest sand grades and natural admixes, right through to recycled packaging.</p>		\$750.00
Section 13 - Sanitary Fixtures SF						

SF1		HOMARY	Modern One-Piece 1.1/1.6 GPF Dual Flush Square Wall Hung Elongated Toilet Bowl Only in White Custom Height	Water-Saving, Seat Included, Concealed Trapway, Slow-Close		\$225.99
-----	---	--------	--	--	--	----------